
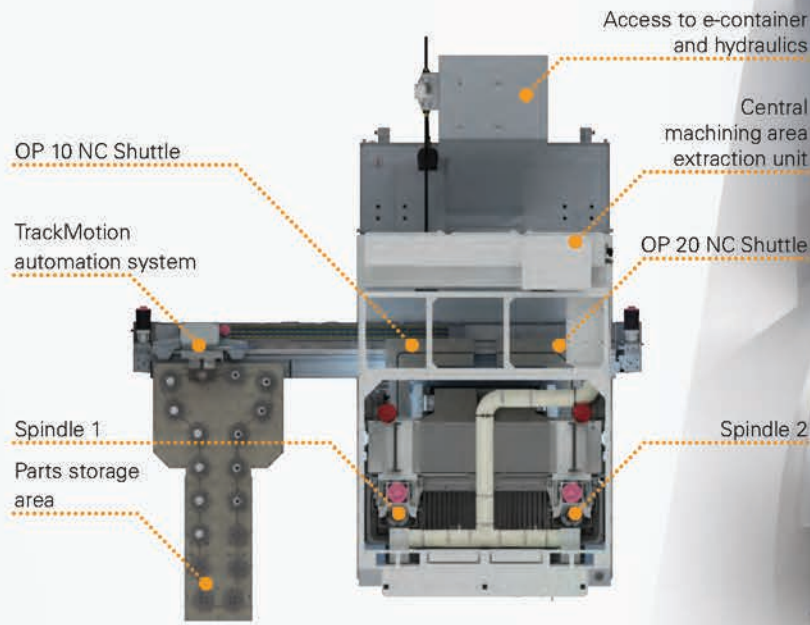


TWIN-SPINDLE TURNING MACHINE FOR THE HIGHLY PRODUCTIVE MANUFACTURING OF CHUCKED PARTS

EMAG has extended the VL series product range with the VL 3 DUO, a twin-spindle machine solution for the highly productive manufacturing of chucked parts up to 6 inches in diameter.

The VL 3 DUO integrates all of the most recent EMAG technological developments (including self-loading spindle, the TrackMotion automation system and the modular design of the machine) to create a highly productive manufacturing system that delivers maximum productivity with a minimum footprint.

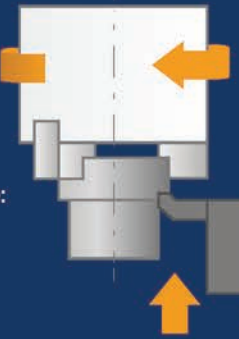


HIGH-PERFORMANCE TURNING WITH THE VL 3 DUO

The VL 3 DUO is perfect for heavy-duty machining thanks its rigid machine design. High feed forces with a large cutting depth allows for the reduction of machining time.

Standard spindle:

$a_p = 4.75 \text{ mm}$
 $f = 0.4 \text{ mm/rev.}$
 $v_c = 250 \text{ m/min}$



High torque spindle:

$a_p = 8.5 \text{ mm}$
 $f = 0.4 \text{ mm/rev.}$
 $v_c = 250 \text{ m/min}$

TECHNICAL DATA

Workpiece diameter, max.	mm inch	150 6
Chuck diameter, max.	mm inch	210 8
Workpiece length, max.	mm inch	110 4
Travel distance: X (machining stroke) / Y (optional) / Z	mm inch	505 / ±30 / 250 20 / ±1 / 10
Main spindles (2x) – Standard		
» Power rating, 40% / 100%	kW hp	18 / 15 24 / 21
» Torque, 40% / 100%	Nm ft-lb	144 / 98 106 / 72
» Max. number of revolutions	rpm	5,000
» Spindle flange to DIN 55026	Size	6
» Spindle bearing dia., front	mm inch	100 4
High Torque Spindle – Option		
» Power rating, 40% / 100%	kW hp	32 / 29 43 / 38
» Torque, 40% / 100%	Nm ft-lb	255 / 196 188 / 145
» Max. number of revolutions	rpm	5,000
Turrets (2x)		
» Turret tool positions	Qty	12
Rapid-traverse rate X / Y / Z	m/min in/min	60 / 30 / 30 2,360 / 1,180 / 1,180

CUSTOMER SUCCESS STORY

- + **Customer:**
Manitowoc Tool & Machining
- + **Location:**
Manitowoc, WI
- + **Use of VL 3 DUO:**
For the creation of a series of transmission parts

Manitowoc Tool & Machining is an industry leading, precision, contract manufacturer recognized for superior production machining.

BENEFITS OF THE VL 3 DUO

“The machine’s modular design allows it to be customized to the configuration of the layout and function, including application”. Both the VL 3 DUO and the overall EMAG portfolio have a “great fit to finish design with incorporation of automation and the machine together. We like the fact that with the VL 3 DUO there is one controller for both the machine AND the automation. With some of the other builders there are multiple controls, as they have to adapt their machine to automation.”

SCOTT RAFFAELLI CNC Division Manager



“The order process with EMAG was impressive. Despite the short timeline from proposal, to test cut, to executing the actual order, the whole process went almost perfectly. Further, the EMAG engineering department was communicative and very supportive within that short time frame to get us up and running. A job shop is always pressed for time with short lead times from their customer base. EMAG demonstrated they could react to Manitowoc Tool & Machine’s needs and within the timeline required. We also liked the response further after the machine was installed.”

